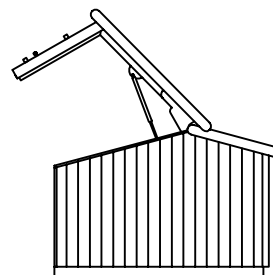
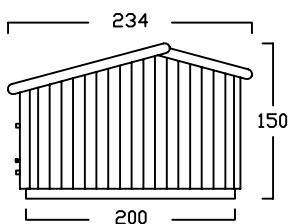


ZWEIRADGARAGE IN 36 GRÖSSEN

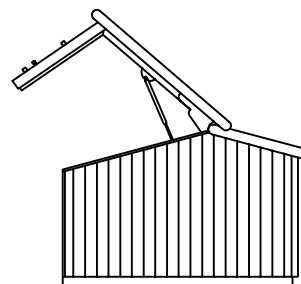
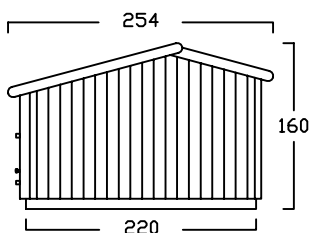
ZG - A -

INNENBREITE:
100-120-140-160-180-200



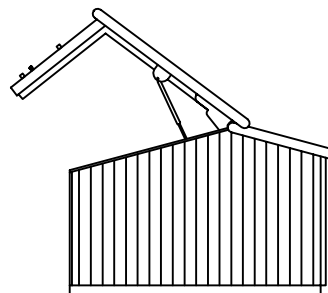
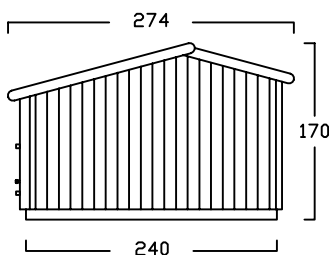

ZG - B -

INNENBREITE:
100-120-140-160-180-200



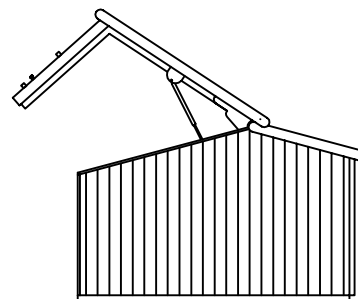
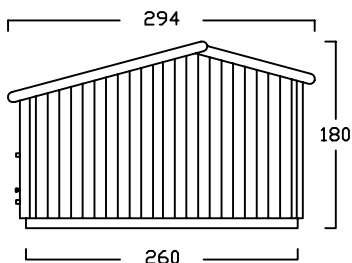

ZG - C -

INNENBREITE:
100-120-140-160-180-200



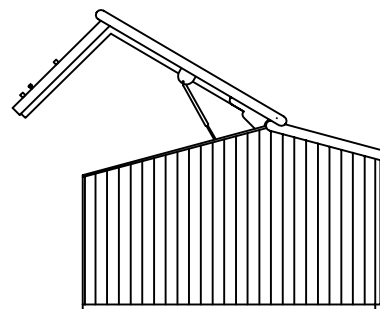
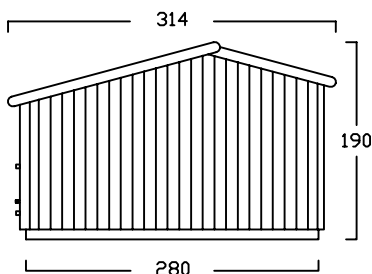

ZG - D -

INNENBREITE:
100-120-140-160-180-200



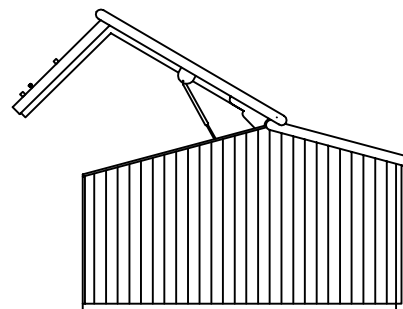
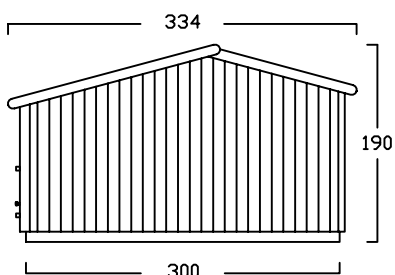

ZG - E -

INNENBREITE:
100-120-140-160-180-200



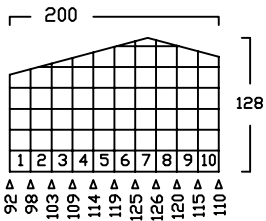
ZG - F -

INNENBREITE:
100-120-140-160-180-200



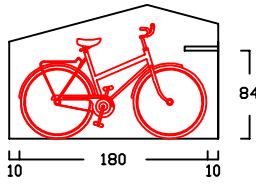
ZWEIRADGARAGE TYP - A -

INNENMASS RASTER 20 cm

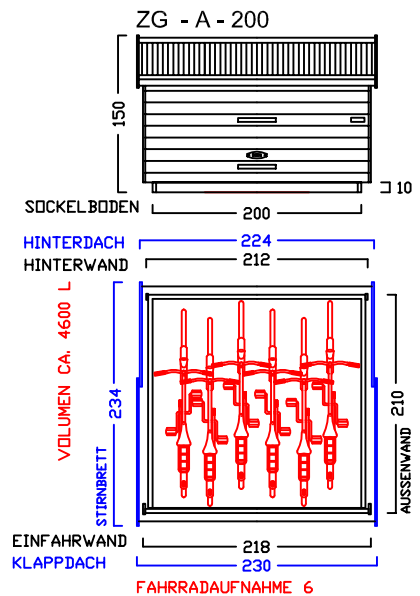
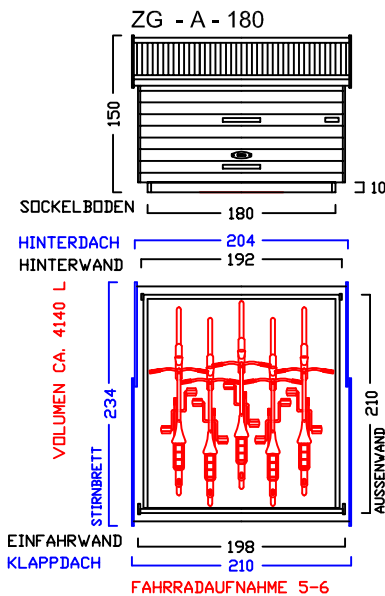
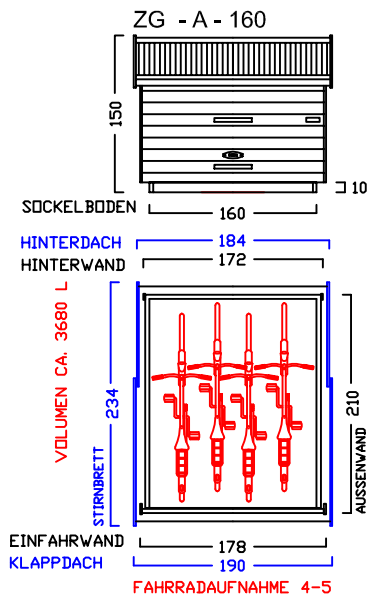
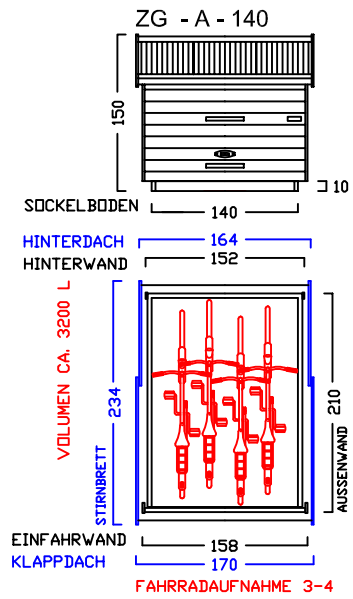
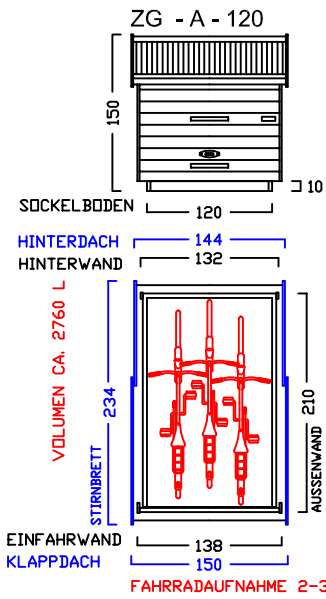
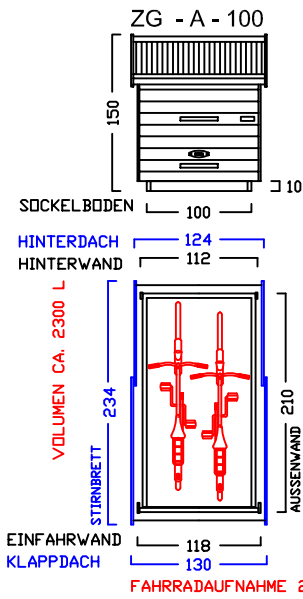
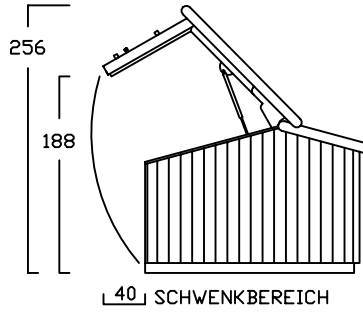
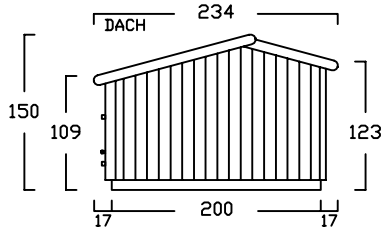



15 GRAD DACHNEIGUNG

FAHRRAD MIT LENKERHÖHE 110 cm

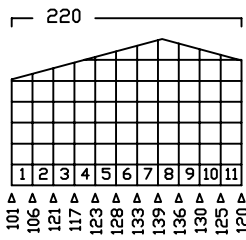


FAHRRAD MIT LENKERHÖHE 110 cm



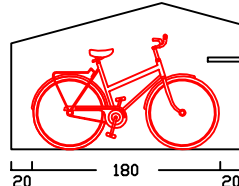
ZWEIRADGARAGE TYP - B -

INNENMASS RASTER 20 cm

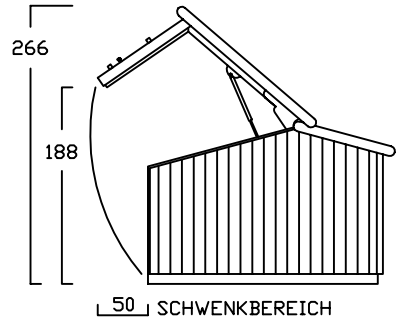
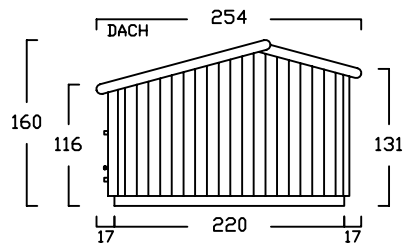




15 GRAD DACHNEIGUNG

FAHRRAD MIT LENKERHÖHE 110 cm



FAHRRAD MIT LENKERHÖHE 110 cm



ZG - B - 100

SOCKELBODEN 100

HINTERDACH 124
HINTERWAND 112

VOLUMEN CA. 2700 L

STIRNBRETT 254
AUSSENWAND 230

EINFAHRWAND 118
KLAPPDACH 130

FAHRRADAUFNAHME 2

ZG - B - 120

SOCKELBODEN 120

HINTERDACH 144
HINTERWAND 132

VOLUMEN CA. 3240 L

STIRNBRETT 254
AUSSENWAND 230

EINFAHRWAND 138
KLAPPDACH 150

FAHRRADAUFNAHME 2-3

ZG - B - 140

SOCKELBODEN 140

HINTERDACH 164
HINTERWAND 152

VOLUMEN CA. 3780 L

STIRNBRETT 254
AUSSENWAND 230

EINFAHRWAND 158
KLAPPDACH 170

FAHRRADAUFNAHME 3-4

ZG - B - 160

SOCKELBODEN 160

HINTERDACH 184
HINTERWAND 172

VOLUMEN CA. 4320 L

STIRNBRETT 254
AUSSENWAND 230

EINFAHRWAND 178
KLAPPDACH 190

FAHRRADAUFNAHME 4-5

ZG - B - 180

SOCKELBODEN 180

HINTERDACH 204
HINTERWAND 192

VOLUMEN CA. 4860 L

STIRNBRETT 254
AUSSENWAND 230

EINFAHRWAND 198
KLAPPDACH 210

FAHRRADAUFNAHME 5-6

ZG - B - 200

SOCKELBODEN 200

HINTERDACH 224
HINTERWAND 212

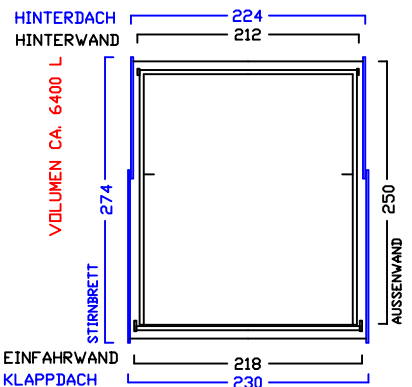
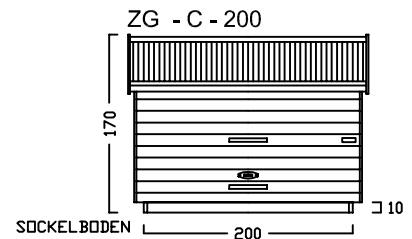
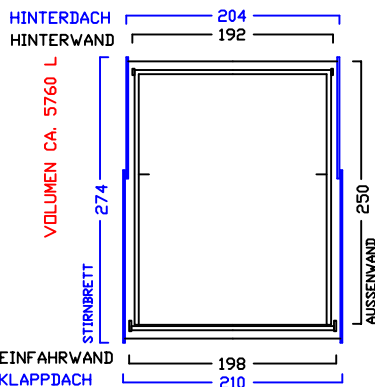
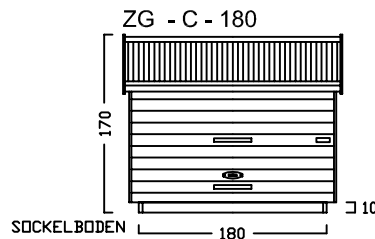
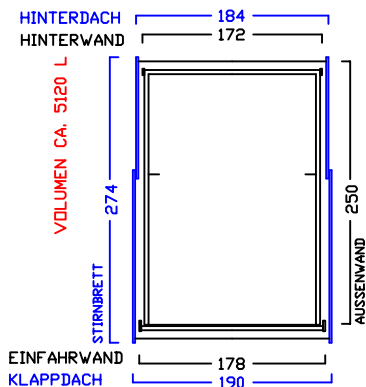
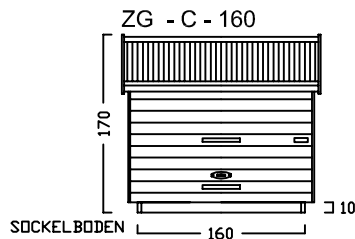
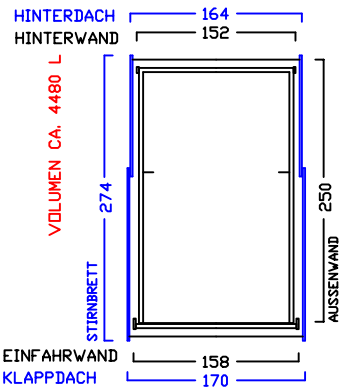
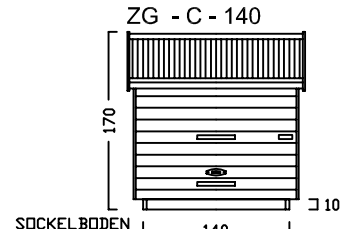
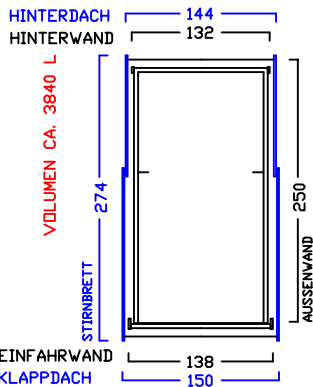
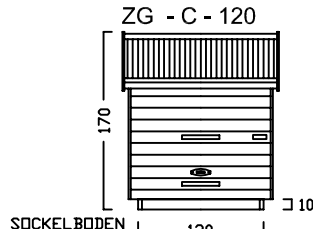
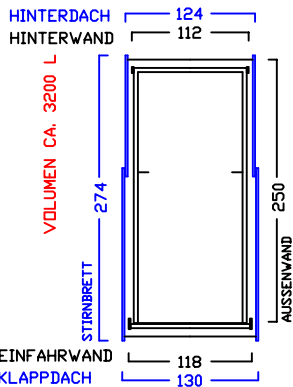
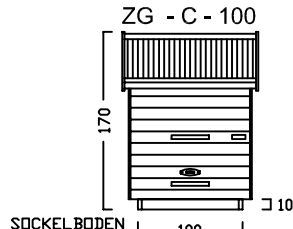
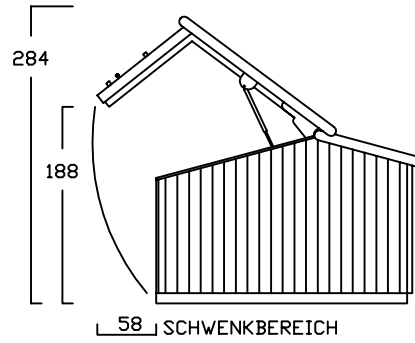
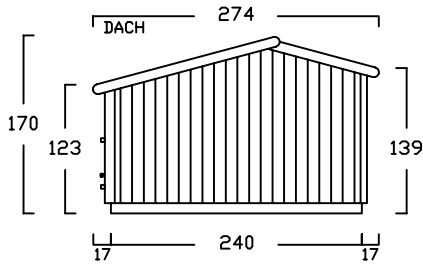
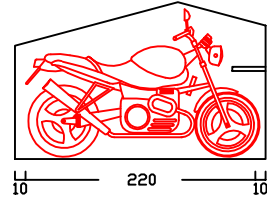
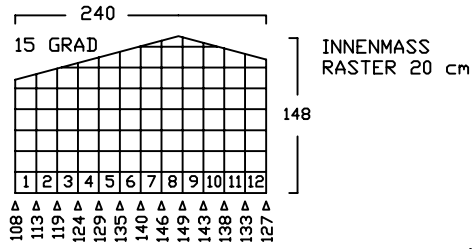
VOLUMEN CA. 5400 L

STIRNBRETT 254
AUSSENWAND 230

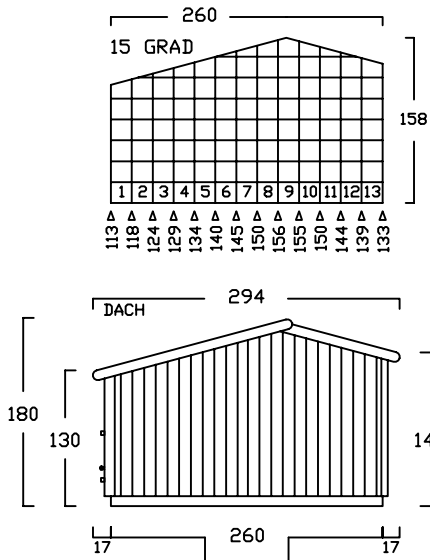
EINFAHRWAND 218
KLAPPDACH 230

FAHRRADAUFNAHME 6

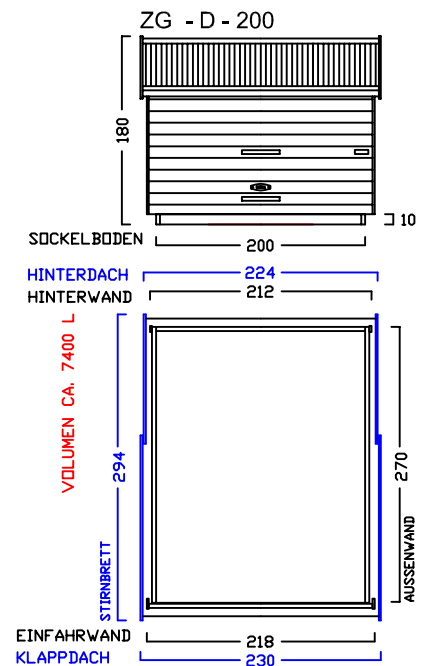
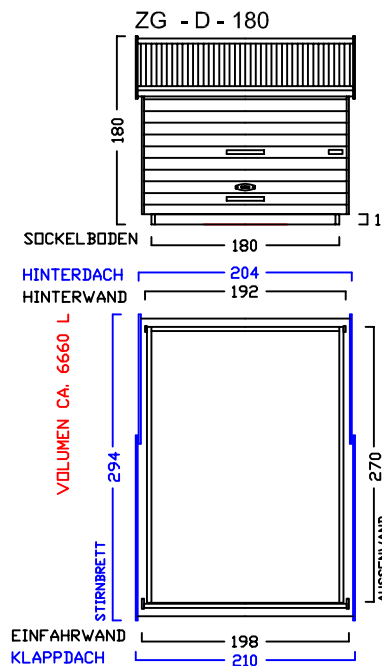
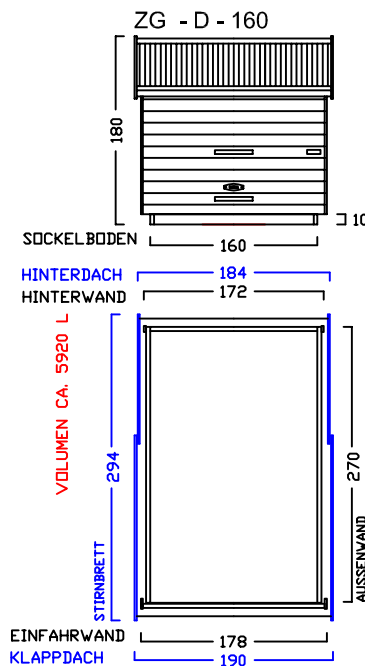
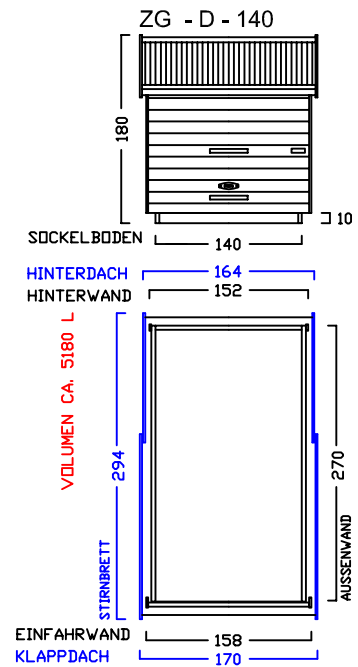
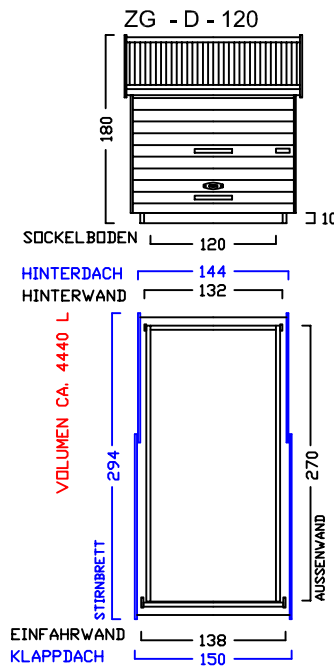
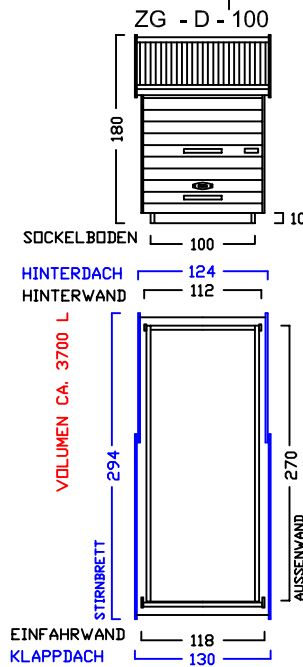
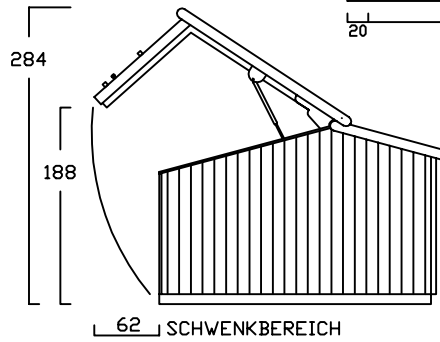
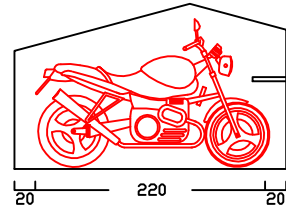
ZWEIRADGARAGE TYP - C -



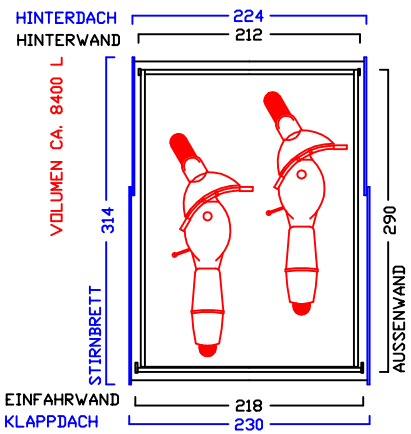
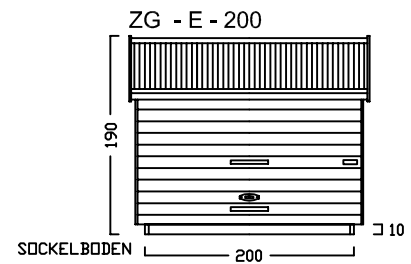
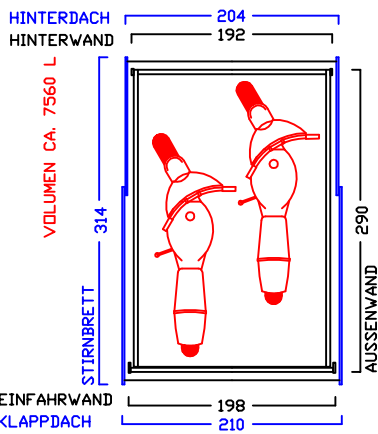
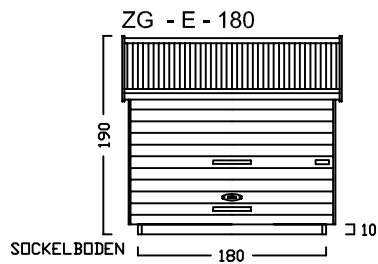
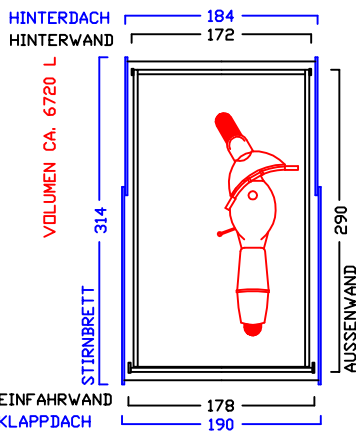
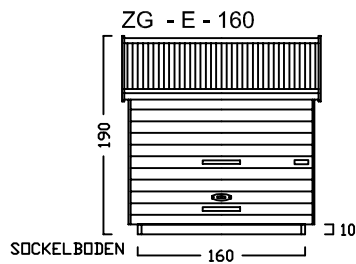
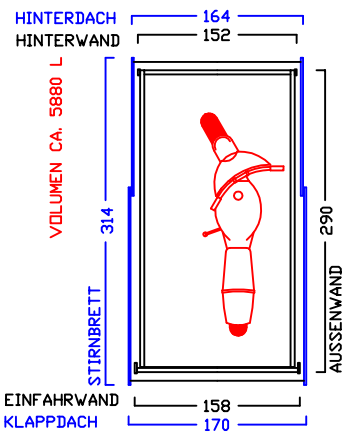
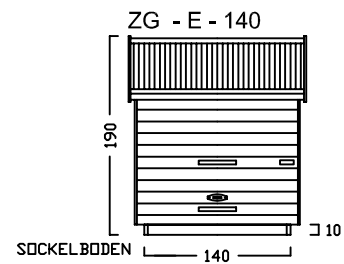
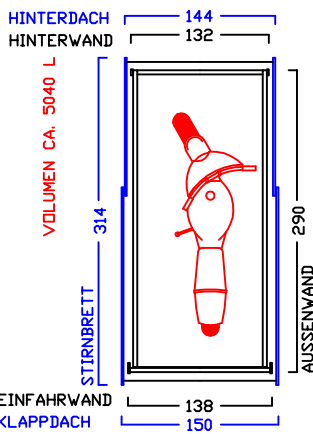
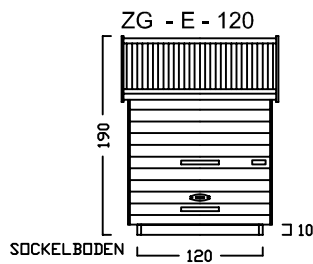
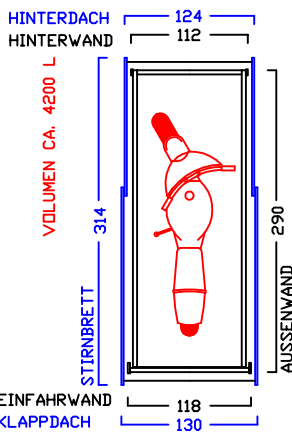
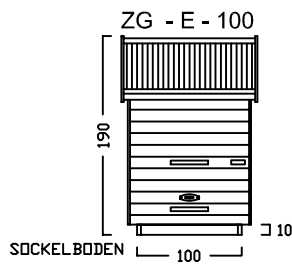
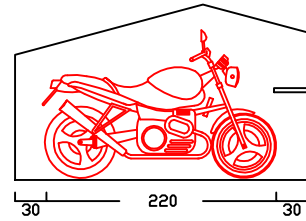
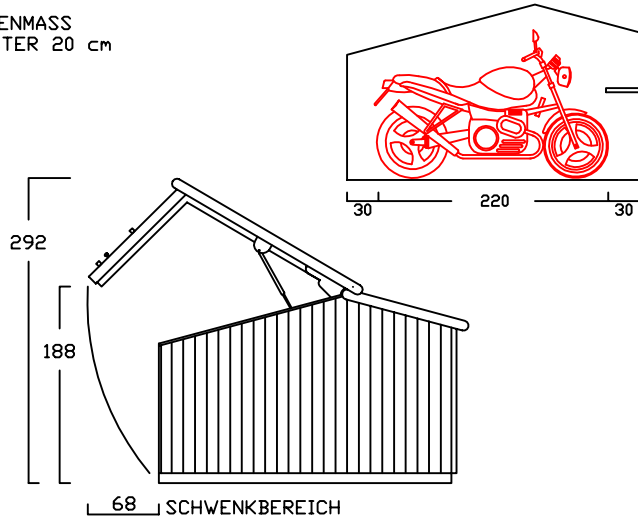
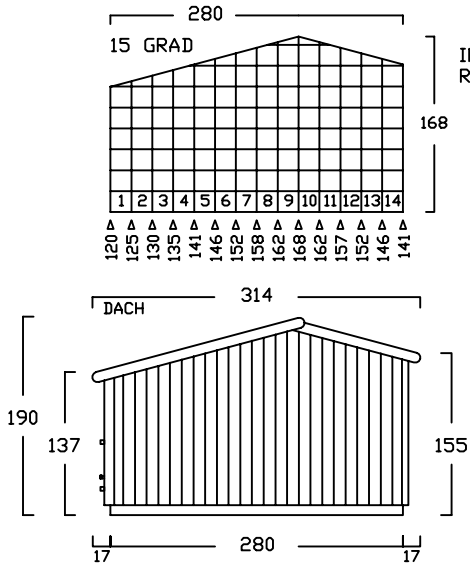
ZWEIRADGARAGE TYP - D -



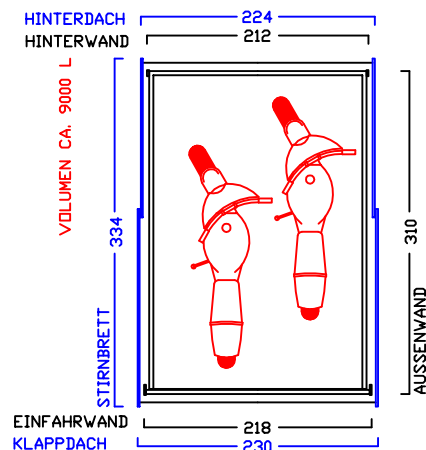
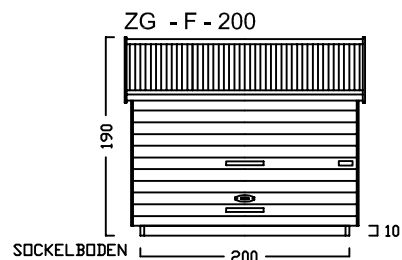
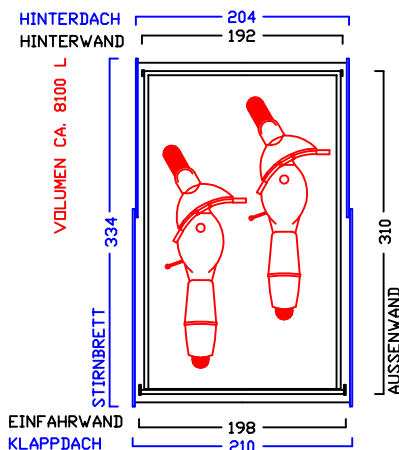
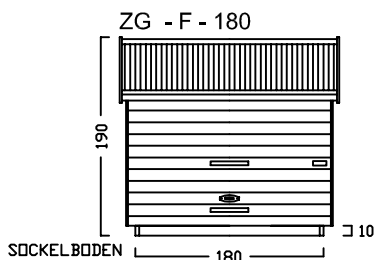
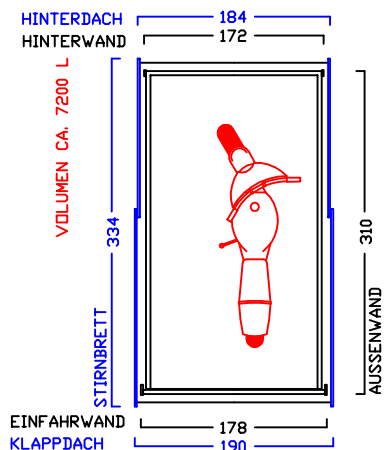
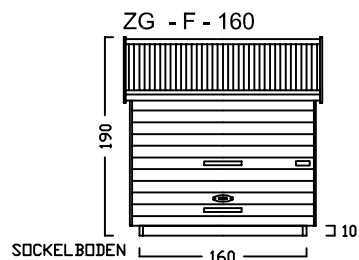
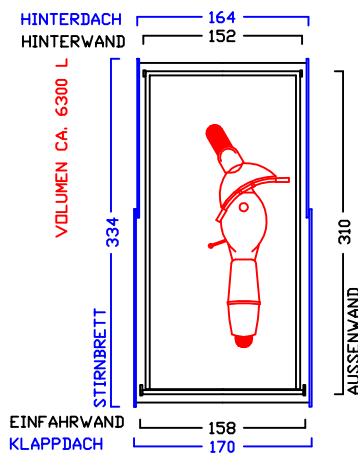
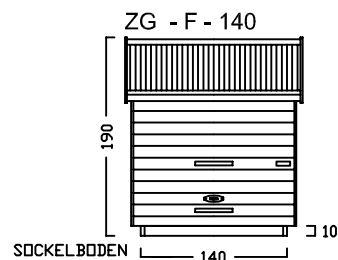
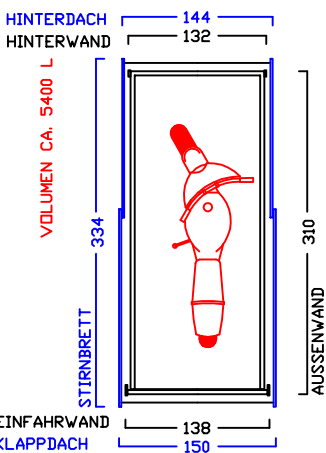
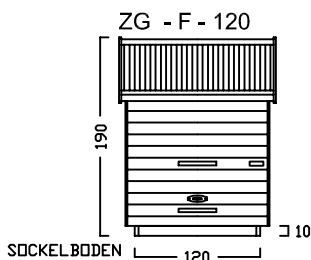
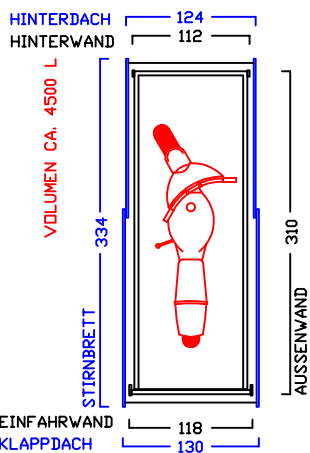
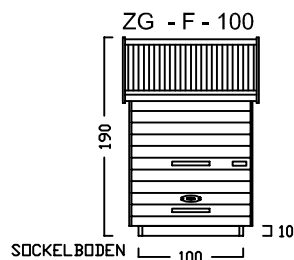
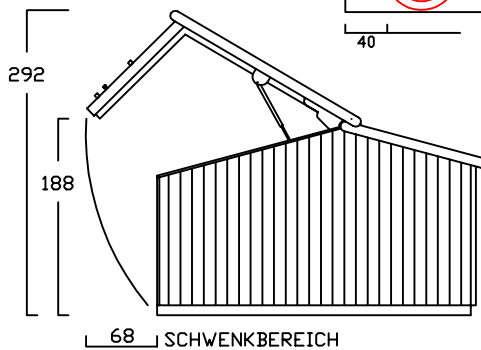
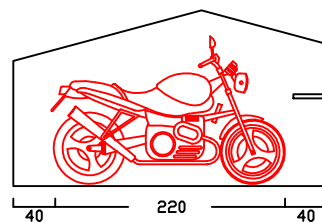
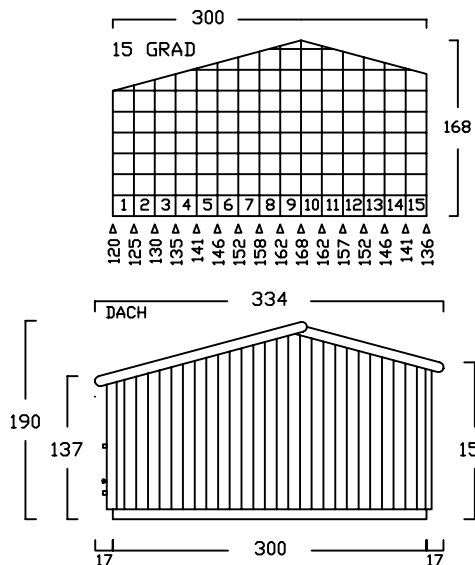
INNENMASS
RASTER 20 cm



ZWEIRADGARAGE TYP - E -



ZWEIRADGARAGE TYP - F -



Die Typen ZG D sind hauptsächlich ausgelegt für Motorräder, Chopper- Motorräder (Tiefe) beträgt 260 cm

Typ	ZG D 100	ZG D 120	ZG D 140	ZG D 160	ZG D 180	ZG D 200
Innenmasse/Nutzfläche						
Länge / Breite	260 / 100 cm	260 / 120 cm	264 / 142 cm	260 / 160 cm	260 / 180 cm	260 / 200 cm
Volumen ca.	3700 l	4440 l	5180 l	5920 l	6660 l	7400 l
Seitenhöhe Innen	158 cm	158 cm	158 cm	158 cm	158 cm	158 cm
Komplettpreis; unbehandeltes Fichtenholz (ohne Sockelboden)	2.430 €	2.550 €	2.670 €	2.790 €	2.910 €	3.030 €
Sockelboden	210 €	230 €	250 €	270 €	290 €	310 €
Befestigungssatz (nur ohne Sockelboden notwendig)	180 €	180 €	180 €	190 €	190 €	190 €
Mehrpreis: Kesseldruckimprägniertes Fichtenholz	310 €	320 €	330 €	340 €	350 €	360 €
Mehrpreis: Lärchenholz	620 €	640 €	660 €	680 €	700 €	720 €
Knebelgriff mit intergriertem Schlosszylinder	inkl.	inkl.	inkl.	inkl.	inkl.	inkl.
ALU Falzdach, Prefalz P10 ähnlich RAL 7016	inkl.	inkl.	inkl.	inkl.	inkl.	inkl.
Ablageboden 1 Stück	100 / 32 cm inkl.	120 / 32 cm inkl.	140 / 32 cm inkl.	160 / 32 cm inkl.	180 / 32 cm inkl.	200 / 32 cm inkl.
Lieferung (in Elementen)	260 €	260 €	260 €	280 €	280 €	280 €

Die Typen ZG E sind hauptsächlich ausgelegt für Motorräder, Chopper- Motorräder (Tiefe) beträgt 280 cm

Typ	ZG E 100	ZG E 120	ZG E 140	ZG E 160	ZG E 180	ZG E 200
Innenmasse/Nutzfläche						
Länge / Breite	280 / 100 cm	280 / 120 cm	280 / 140 cm	280 / 160 cm	280 / 180 cm	280 / 200 cm
Volumen ca.	4200 l	5040 l	5880 l	6720 l	7560 l	8400 l
Seitenhöhe Innen	168 cm	168 cm	168 cm	168 cm	168 cm	168 cm
Komplettpreis; unbehandeltes Fichtenholz (ohne Sockelboden)	2.540 €	2.660 €	2.780 €	2.900 €	3.020 €	3.140 €
Sockelboden	220 €	240 €	260 €	280 €	300 €	320 €
Befestigungssatz (nur ohne Sockelboden notwendig)	180 €	180 €	180 €	190 €	190 €	190 €
Mehrpreis: Kesseldruckimprägniertes Fichtenholz	320 €	330 €	340 €	350 €	360 €	370 €
Mehrpreis: Lärchenholz	640 €	660 €	680 €	700 €	720 €	740 €
Knebelgriff mit intergriertem Schlosszylinder	inkl.	inkl.	inkl.	inkl.	inkl.	inkl.
ALU Falzdach, Prefalz P10 ähnlich RAL 7016	inkl.	inkl.	inkl.	inkl.	inkl.	inkl.
Ablageboden 1 Stück	100 / 32 cm inkl.	120 / 32 cm inkl.	140 / 32 cm inkl.	160 / 32 cm inkl.	180 / 32 cm inkl.	200 / 32 cm inkl.
Lieferung (in Elementen)	260 €	260 €	260 €	280 €	280 €	280 €

Die Typen ZG F sind hauptsächlich ausgelegt für Chopper- Motorräder (Tiefe) beträgt 300 cm

Typ	ZG F 100	ZG F 120	ZG F 140	ZG F 160	ZG F 180	ZG F 200
Innenmasse/Nutzfläche						
Länge / Breite	300 / 100 cm	300 / 120 cm	300 / 140 cm	300/ 160 cm	300 / 180cm	300/ 200 cm
Volumen ca.	4500 l	5400 l	6300 l	7200 l	8100 l	9000 l
Seitenhöhe Innen	168 cm	168 cm	168 cm	168 cm	168 cm	168 cm
Komplettpreis; unbehandeltes Fichtenholz (ohne Sockelboden)	2.650 €	2.770 €	2.890 €	3.010 €	3.130 €	3.250 €
Sockelboden	230 €	250 €	270 €	290 €	310 €	330 €
Befestigungssatz (nur ohne Sockelboden notwendig)	180 €	180 €	180 €	190 €	190 €	190 €
Mehrpreis: Kesseldruckimprägniertes Fichtenholz	330 €	340 €	350 €	360 €	370 €	380 €
Mehrpreis: Lärchenholz	660 €	680 €	700 €	720 €	740 €	760 €
Knebelgriff mit intergriertem Schlosszylinder	inkl.	inkl.	inkl.	inkl.	inkl.	inkl.
ALU Falzdach, Prefalz P10 ähnlich RAL 7016	inkl.	inkl.	inkl.	inkl.	inkl.	inkl.
Ablageboden 1 Stück	100 / 32 cm inkl.	120 / 32 cm inkl.	140 / 32 cm inkl.	160 / 32 cm inkl.	180 / 32 cm inkl.	200 / 32 cm inkl.
Lieferung (in Elementen)	260 €	260 €	260 €	280 €	280 €	280 €

Zubehör: gilt für die Breiten	ZG 100	ZG 120	ZG 140	ZG 160	ZG 180	ZG 200
Profilylinderschloss für Schließenanlage geeignet	150 €	150 €	150 €	150 €	150 €	150 €
zusätzlicher Ablageboden	35 €	35 €	35 €	40 €	40 €	40 €
Auffahrrampe						
klein 80 cm breit	55 €	55 €	55 €	55 €	55 €	55 €
groß 100 cm breit	60 €	60 €	60 €	60 €	60 €	60 €
Bodenparker (Rund) für Fahrrad bis 55mm Radbreite	28 €	28 €	28 €	28 €	28 €	28 €
Bodenparker (Dreipunkt) für Fahrrad bis 55mm Radbreite	37 €	37 €	37 €	37 €	37 €	37 €
Montageschienen (2 Stück) für Bodenparker hauptsächlich für Montage ohne Sockelboden	29 €	29 €	29 €	37 €	37 €	37 €
Lasuren Fa. Remmers						
	AIDOL HK-Lasur		AIDOL Holzschutz Creme		AIDOL Pflegeöl	
	2,5L 55 €		2,5L 55 €		2,5L 50 €	
	5L 85 €		5L 90 €		5L 80 €	